



FORM PTO-1390 (REV. 11-2000)		U.S. DEPARTMENT OF COMMERCE PATENT AND TRADEMARK OFFICE		ATTORNEY'S DOCKET NUMBER	
TRANSMITTAL LETTER TO THE UNITED STATES DESIGNATED/ELECTED OFFICE (DO/EO/US) CONCERNING A FILING UNDER 35 U.S.C. 371				33869	
				U.S. APPLICATION NO. (If known, see 37 CFR 1.5)	
				09/913383	
INTERNATIONAL APPLICATION NO.		INTERNATIONAL FILING DATE		PRIORITY DATE CLAIMED	
PCT/JP00/07850		08 November 2000 (08.11.00)		14 December 1999 (14.12.1999)	
TITLE OF INVENTION					
"VIDEO TELEPHONE"					
APPLICANT(S) FOR DO/EO/US					
HARADA, Hideo and EMA, Tomiyo					
Applicant herewith submits to the United States Designated/Elected Office (DO/EO/US) the following items and other information:					
1. <input checked="" type="checkbox"/> This is a FIRST submission of items concerning a filing under 35 U.S.C. 371.					
2. <input type="checkbox"/> This is a SECOND or SUBSEQUENT submission of items concerning a filing under 35 U.S.C. 371.					
3. <input type="checkbox"/> This is an express request to begin national examination procedures (35 U.S.C. 371(f)). The submission must include items (5), (6), (9) and (21) indicated below.					
4. <input type="checkbox"/> The US has been elected by the expiration of 19 months from the priority date (Article 31).					
5. <input checked="" type="checkbox"/> A copy of the International Application as filed (35 U.S.C. 371(c)(2))					
a. <input type="checkbox"/> is attached hereto (required only if not communicated by the International Bureau).					
b. <input checked="" type="checkbox"/> has been communicated by the International Bureau.					
c. <input type="checkbox"/> is not required, as the application was filed in the United States Receiving Office (RO/US).					
6. <input checked="" type="checkbox"/> An English language translation of the International Application as filed (35 U.S.C. 371(c)(2)).					
a. <input checked="" type="checkbox"/> is attached hereto.					
b. <input type="checkbox"/> has been previously submitted under 35 U.S.C. 154(d)(4).					
7. <input checked="" type="checkbox"/> Amendments to the claims of the International Application under PCT Article 19 (35 U.S.C. 371(c)(3))					
a. <input type="checkbox"/> are attached hereto (required only if not communicated by the International Bureau).					
b. <input type="checkbox"/> have been communicated by the International Bureau.					
c. <input type="checkbox"/> have not been made; however, the time limit for making such amendments has NOT expired.					
d. <input checked="" type="checkbox"/> have not been made and will not be made.					
8. <input type="checkbox"/> An English language translation of the amendments to the claims under PCT Article 19 (35 U.S.C. 371(c)(3)).					
9. <input checked="" type="checkbox"/> An oath or declaration of the inventor(s) (35 U.S.C. 371(c)(4)).					
10. <input type="checkbox"/> An English language translation of the annexes of the International Preliminary Examination Report under PCT Article 36 (35 U.S.C. 371(c)(5)).					
Items 11 to 20 below concern document(s) or information included:					
11. <input checked="" type="checkbox"/> An Information Disclosure Statement under 37 CFR 1.97 and 1.98.					
12. <input checked="" type="checkbox"/> An assignment document for recording. A separate cover sheet in compliance with 37 CFR 3.28 and 3.31 is included.					
13. <input type="checkbox"/> A FIRST preliminary amendment.					
14. <input type="checkbox"/> A SECOND or SUBSEQUENT preliminary amendment.					
15. <input type="checkbox"/> A substitute specification.					
16. <input type="checkbox"/> A change of power of attorney and/or address letter.					
17. <input type="checkbox"/> A computer-readable form of the sequence listing in accordance with PCT Rule 13ter.2 and 35 U.S.C. 1.821 - 1.825.					
18. <input type="checkbox"/> A second copy of the published international application under 35 U.S.C. 154(d)(4).					
19. <input type="checkbox"/> A second copy of the English language translation of the international application under 35 U.S.C. 154(d)(4).					
20. <input checked="" type="checkbox"/> Other items or information: Certificate of Express Mailing Return Receipt Postcard Copy of International Search Report					

U.S. APPLICATION NO. (known as 37 CFR 1.53) 09/913383	INTERNATIONAL APPLICATION NO. PCT/JP00/07850	ATTORNEY'S DOCKET NUMBER 33869	
21. <input checked="" type="checkbox"/> The following fees are submitted: BASIC NATIONAL FEE (37 CFR 1.492 (a) (1) - (5)): Neither international preliminary examination fee (37 CFR 1.482) nor international search fee (37 CFR 1.445(a)(2)) paid to USPTO and International Search Report not prepared by the EPO or JPO. \$1000.00 International preliminary examination fee (37 CFR 1.482) not paid to USPTO but International Search Report prepared by the EPO or JPO \$860.00 International preliminary examination fee (37 CFR 1.482) not paid to USPTO but international search fee (37 CFR 1.445(a)(2)) paid to USPTO \$710.00 International preliminary examination fee (37 CFR 1.482) paid to USPTO but all claims did not satisfy provisions of PCT Article 33(1)-(4) \$690.00 International preliminary examination fee (37 CFR 1.482) paid to USPTO and all claims satisfied provisions of PCT Article 33(1)-(4) \$100.00 ENTER APPROPRIATE BASIC FEE AMOUNT =		CALCULATIONS PTO USE ONLY	
Surcharge of \$130.00 for furnishing the oath or declaration later than <input type="checkbox"/> 20 <input type="checkbox"/> 30 months from the earliest claimed priority date (37 CFR 1.492(e)).		\$	0.00
CLAIMS	NUMBER FILED	NUMBER EXTRA	RATE
Total claims	7 - 20 =	0	x \$18.00
Independent claims	1 - 3 =	0	x \$80.00
MULTIPLE DEPENDENT CLAIM(S) (if applicable) N/A			+ \$270.00
TOTAL OF ABOVE CALCULATIONS =		\$	860.00
<input type="checkbox"/> Applicant claims small entity status. See 37 CFR 1.27. The fees indicated above are reduced by 1/2.		\$	0.00
SUBTOTAL =		\$	860.00
Processing fee of \$130.00 for furnishing the English translation later than <input type="checkbox"/> 20 <input type="checkbox"/> 30 months from the earliest claimed priority date (37 CFR 1.492(f)).		\$	0.00
TOTAL NATIONAL FEE =		\$	860.00
Fee for recording the enclosed assignment (37 CFR 1.21(h)). The assignment must be accompanied by an appropriate cover sheet (37 CFR 3.28, 3.31). \$40.00 per property +		\$	40.00
TOTAL FEES ENCLOSED =		\$	900.00
		Amount to be refunded:	\$ 0.00
		charged:	\$ 0.00
a. <input checked="" type="checkbox"/> A check in the amount of \$ <u>900.00</u> to cover the above fees is enclosed. b. <input type="checkbox"/> Please charge my Deposit Account No. _____ in the amount of \$ _____ to cover the above fees. A duplicate copy of this sheet is enclosed. c. <input checked="" type="checkbox"/> The Commissioner is hereby authorized to charge any additional fees which may be required, or credit any overpayment to Deposit Account No. <u>16-0820</u> . A duplicate copy of this sheet is enclosed. Order No. 33869 d. <input type="checkbox"/> Fees are to be charged to a credit card. WARNING: Information on this form may become public. Credit card information should not be included on this form. Provide credit card information and authorization on PTO-2038.			
NOTE: Where an appropriate time limit under 37 CFR 1.494 or 1.495 has not been met, a petition to revive (37 CFR 1.137 (a) or (b)) must be filed and granted to restore the application to pending status.			
SEND ALL CORRESPONDENCE TO			
 00116 PATENT & TRADEMARK OFFICE		SIGNATURE _____  NAME Jeffrey J. Sopko 27676 REGISTRATION NUMBER	

5/pys

09/913383

518 Rec'd PCT/PTO 13 AUG 2001

Description

VIDEO TELEPHONE

Technical Field

5 The present invention relates to a video telephone for transmitting an image of a calling party together with speech voice and, in particular, relates to a video telephone adapted to be able to protect a portrait right relating to privacy etc. of the calling party upon using it.

10

Background of the Invention

 Video telephones are characterized in that image pickup cameras thereof take images of calling and called parties, respectively, so that the calling and called parties can speak to each other while seeing the partner sides. However, there is a case that it is troublesome due to the calling party's convenience to take an image of the calling party, such as a case that the calling party does not want to make the person on the partner side know the circumstance of the calling party in detail. In this case, the portrait right of the picked up image, for example, the privacy of the calling party should be protected.

 As a general countermeasure in the case of requiring the protection of such privacy etc., there is a method that a person leaves from the image pickup camera. However, in this case,

09913383-0001-0001

0943333 081301

it may become difficult to speak depending on the relative positional relation between the person and a receiver/microphone in a portable device, in particular. Further, as another countermeasure, it is considered to turn off an image to be transmitted. However, in each of these countermeasures, there arises a sense of incongruity that the calling and called parties can not see the partner sides to each other despite of using the video telephone.

Further, as another countermeasure, it is considered to provide a means for transmitting an image representative of a name card picked up in advance. However, in this case, there arises a problem that a present state of the partner side can not be seen well since the transmitted image is a static image.

In this manner, each of the aforesaid countermeasures has a problem that the communication is equal to that using only voice and so the telephone is not necessarily required to be a video telephone, so that a calling party can not sufficiently use the function of the video telephone. Thus, at present, the video telephones have not been spread sufficiently due to the problem of such a portrait right.

The invention has been made in view of the aforesaid circumstances and an object of the invention is to provide a video telephone which makes it possible to speak while seeing a motion picture of a partner side and while protecting the portrait right of a calling party using the video telephone as

the need arises.

Disclosure of the invention

In order to attain the aforesaid object, the video
5 telephone according to the invention is arranged to include image
pickup means which shoots a photogenic subject and generates
a pickup signal; pickup signal processing means which processes
the pickup signal and outputs a pickup image signal; image
modification processing means which subjects the pickup image
10 signal to an image modification processing for protecting a
portrait right; image signal selection means which selects one
of the pickup image signal from the pickup signal processing
means and a modified image signal from the image modification
processing means; and communication means which transmits an
15 output image signal from the image signal selection means.

Further, the image signal selection means selects and
outputs the modified image signal from the image modification
processing means at a time of starting communication, and
thereafter selects and outputs the pickup image signal from the
20 pickup signal processing means in response to an operational
instruction from a calling party. Alternatively, the image
signal selection means selects and outputs the modified image
signal from the image modification processing means at a time
of starting communication, and selects and outputs the pickup
25 image signal from the pickup signal processing means in response

to confirmation of authentication of a partner side of a calling party thereafter.

Further, the image modification processing means performs a defocusing processing for placing an image based on the pickup image signal in a defocused state. Alternatively, the image modification processing means performs a deforming processing for converting the two-dimensional positional information of pixels in the pickup image signal at an arbitrary ratio.

Alternatively, the image modification processing means performs a resolution reducing processing for reducing a resolution of the pickup image signal. Alternatively, the image modification processing means performs a tone resolution reducing processing for reducing a tone resolution of the pickup image signal.

According to the video telephone of the invention, the image pickup means pickups a photogenic subject and generates a pickup signal; the pickup signal processing means processes the pickup signal and outputs a pickup image signal; the image modification processing means subjects the pickup image signal to the defocusing processing; the image signal selection means selects one of the pickup image signal from the pickup signal processing means and a modified image signal from the image modification processing means; and the communication means which transmits an output image signal from the image signal selection means.

In this manner, the video telephone according to the

performs, as the image modification processing for the pickup image signal, the defocusing processing, the deforming processing, the resolution reducing processing or the tone resolution reducing processing, for example.

5 The image modification processing means performs the defocusing processing for placing an image based on the pickup image signal in a defocused state thereby to generate a motion picture in which a photogenic subject image is blurred.

10 Alternatively, the image modification processing means performs the deforming processing for converting the two-dimensional positional information of the pickup image signal at an arbitrary ratio between the transverse and longitudinal lengths thereof, for example, thereby to generate an animated motion picture in which the configuration of the photogenic subject image is
15 deformed.

 Alternatively, the image modification processing means performs the resolution reducing processing for reducing the resolution of the pickup image signal thereby to generate a mosaic motion picture in which the contour of the photogenic subject
20 is irregular. Alternatively, the image modification processing means performs the tone resolution reducing processing for reducing the tone resolution (for example, binarization) of the pickup image signal thereby to generate a chic and monotonous motion picture more similar to the substance as compared with
25 the deforming processing. In this respect, "animated" means

that the contour becomes rough in the deforming processing and "chic" means that the image is made monotonous while the shape and impression of the image is not changed.

According to such an image modification processing, it
5 becomes possible to protect a portrait right of a calling party and also make the features and functions of the video telephone effective.

Brief Description of the Drawings

10 Fig. 1 is a diagram showing the configuration of a video telephone according to an embodiment of the invention.

Fig. 2 is an explanatory diagram showing an image subjected to a defocusing processing as an example of an image modification processing.

15 Fig. 3 is an explanatory diagram showing an image subjected to a deforming processing (a transverse direction elongating processing) as an example of the image modification processing.

Fig. 4 is an explanatory diagram showing an image subjected to the deforming processing (a longitudinal direction elongating
20 processing) as an example of the image modification processing.

Fig. 5 is an explanatory diagram showing an image subjected to the deforming processing (a center portion transverse and longitudinal direction elongating processing) as an example of the image modification processing.

25 Fig. 6 is an explanatory diagram showing an image

subjected to the deforming processing (a peripheral portion transverse and longitudinal direction elongating processing) as an example of the image modification processing.

Fig. 7 is an explanatory diagram showing an image
5 subjected to the deforming processing (a spherical extending processing) as an example of the image modification processing.

Fig. 8 is an explanatory diagram showing an image subjected to a tone resolution reducing processing as an example of the image modification processing.

10 Fig. 9 is an explanatory diagram showing an image subjected to a resolution reducing processing as an example of the image modification processing.

Fig. 10 is an explanatory diagram showing an image subjected to a diffusing image processing as an example of the
15 image modification processing.

Fig. 11 is an explanatory diagram showing an image subjected to a transverse blurring processing as an example of the image modification processing.

Fig. 12 is an explanatory diagram showing an image
20 subjected to a contour extracting processing as an example of the image modification processing.

Fig. 13 is an explanatory diagram showing an image subjected to an emboss processing as an example of the image modification processing.

25 In the drawings, a symbol 1 depicts a photogenic subject,

2 an image pickup unit, 3 a pickup signal processing unit, 4 a portrait right correspondence image processing unit, 5 an image signal selection unit and 6 a communication unit.

5 Best Mode for Carrying Out the Invention

An embodiment of the present invention will be explained with reference to the drawings.

Fig. 1 is a diagram for explaining the configuration of a video telephone according to the embodiment.

10 In the figure, the video telephone according to the embodiment is configured to include an image pickup unit 2 having an image pickup element such as a CCD (charge coupled device), a pickup signal processing unit 3, a portrait right correspondence image processing unit 4, an image signal selection unit 5, a communication unit 6, an image processing unit 7, a display unit 8 formed by a liquid display device etc., an audio processing unit 9, a speaker 10 and a microphone 11, whereby the video telephone picks up a photogenic subject 1 and transmits the pickup image. The pickup signal processing unit 3, the portrait right correspondence image processing unit 4, the image signal selection unit 5, the communication unit 6, the image processing unit 7 and the audio processing unit 9 are formed by a signal processing circuit using a semiconductor processor configured by an MPU, a DSP etc. or an ASIC and other electronic components.

15

20

25

FOI b3 b7c b7d

A photogenic subject 1 is a subject to be pickup such as a calling party, and the image pickup unit 2 corresponds to an image pickup means for pickeping the photogenic subject and generating a pickup signal. That is, the image pickup unit 2
5 pickups a photogenic subject such as a calling party and a peripheral scene and outputs the pickup signal corresponding to the image of the photogenic subject 1 to the pickup signal processing unit 3.

The pickup signal processing unit 3 corresponds to a pickup
10 signal processing means which processes the pickup signal and outputs a pickup image signal. That is, the pickup signal of the photogenic subject 1 pickup by the image pickup unit 2 is inputted to the pickup signal processing unit 3. Then, the pickup
15 signal processing unit 3 processes the pickup signal to generate a pickup image signal which can be converted into a signal of a type suitable for communication using the video telephone.

The portrait right correspondence image processing unit
4 corresponds to an image modification processing means for
20 converting the signal from the pickup signal processing unit into an image signal capable of protecting a portrait right. That is, the portrait right correspondence image processing unit
4 subjects the pickup image signal inputted from the pickup signal
processing unit 3 to an image modification processing such as
a defocusing processing so as to transmit an image in a defocused
25 state, a deformation processing for converting the

two-dimensional positional information of an image at an arbitrary ratio, a resolution reducing processing for reducing the resolution of an image, or a tone resolution reducing processing for reducing tone resolution of an image.

5 The image signal selection unit 5 corresponds to an image signal selection means for selecting one of the pickup image signal from the pickup signal processing means and a modified image signal from the portrait right correspondence image processing means. That is, the image signal selection unit
10 selects one of the pickup image signal from the pickup signal processing unit 3 and the modified image signal from the portrait right correspondence image processing unit 4 in a switching manner by using a change-over switch, for example, to thereby send the modified image signal corresponding to an image
15 subjected to the protection processing of the portrait right of a calling party by the image modification processing or send the pickup image signal representing the image of the pickup subject as being pickup.

 The communication unit 6 corresponds to a communication
20 means for transmitting the image signal outputted from the image signal selection means. That is, the communication unit 6 transmits the image signal outputted from the pickup signal processing unit 3 or the portrait right correspondence image processing unit 4 selected by the image signal selection unit
25 5 in a switching manner. The communication unit 6 also receives

TOP SECRET 60

an input image signal transmitted from the partner side of the calling party. Although the communication unit 6 is arranged to also receive the input image signal transmitted from the partner side, it is possible to arrange a signal transmission unit and a signal receiving unit separately.

The image processing unit 7 converts the input image signal received at the communication unit 6 into a display signal of a type suitable for displaying on a screen. The display unit 8 displays image information based on the display signal outputted from the image processing unit 7. The audio processing unit 9 processes transmission voice received by the microphone 11 and received voice to be reproduced by the speaker 10.

Next, the operation of the video telephone according to the embodiment provided with the configuration described above will be explained in detail.

First, in the initial setting before starting speech using the video telephone, the image signal selection unit 5 is placed in a state of selecting the portrait right correspondence image processing unit 4 so that the modified image signal (an image signal for high-grade protection) from the portrait right correspondence image processing unit 4 is sent to the communication unit 6. Thus, at the time of speech, an image as being pickup faithful to the substance of a calling party is not transmitted, but an image signal subjected to the image modification processing such as the defocusing processed image,

FOI b7D b7E b7C

the deformation processed image, the low resolution image or the low tone image is transmitted to the partner side as the calling destination. Therefore, since a person of the calling destination can not determine the calling party from the displayed image, it is possible for the calling party to speak without minding the portrait right.

The calling party may at first set the portrait right correspondence image processing unit 4 to subject the pickup image signal to the image modification processing so as to generate an image signal for the high-grade protection, and thereafter change the degree of the image modification processing so as to perform the image modification processing for the low-grade protection.

When the speech is started, the photogenic subject 1 such as the calling party and the peripheral scene is pickup by the image pickup unit 2. Then, the image pickup unit 2 generates the pickup signal corresponding to the image of the photogenic subject 1 thus pickup and sends the pickup signal to the pickup signal processing unit 3.

The pickup signal processing unit 3 processes the pickup signal from the image pickup unit 2 thereby to generate the pickup image signal of the type to be transmitted from the video telephone. The pickup image signal is outputted to the portrait right correspondence image processing unit 4 and subjected to the image modification processing so as to protect the portrait right

(protect the privacy of the calling party). In the image modification processing, the processing such as the defocusing processing, the deformation processing, the resolution reducing processing or the tone resolution reducing processing is performed.

In the defocusing processing as the first example of the image modification processing, the pickup image is defocused to form an image shown in Fig. 2 thereby to protect the portrait right of the image. In this respect, Fig. 2 is a diagram for explaining the image subjected to the defocusing processing. That is, when the image is subjected to the high-grade defocusing processing, the image is modified such that the person at the calling destination can not determine as to who is the calling party but recognize only the motion of the photogenic subject

1. Alternatively, when the image is subjected to the low-grade defocusing processing, the image is modified such that the person at the calling destination can not determine the details of expression, glow and color of the face of the calling party but recognize the motion of the photogenic subject and almost recognize as to who is the calling party. In the defocusing processing, it is possible to provide defocusing directionality so that the image is defocused in an arbitrary direction.

In the deforming processing as the second example of the image modification processing, the two-dimensional positional information of the image is converted at an arbitrary ratio

TOP SECRET

thereby to change the configuration of the photogenic subject, whereby images as shown in Figs. 3 to 7 are formed thereby to protect the portrait right of the image. In this respect, Figs. 3 to 7 are diagrams for explaining images subjected to the
5 deforming processing, wherein Fig. 3, Fig. 4, Fig. 5, Fig. 6 and Fig. 7 show images subjected to a transverse direction elongating processing, a longitudinal direction elongating processing, a center portion transverse and longitudinal direction elongating processing, a peripheral portion
10 transverse and longitudinal direction elongating processing, and a spherical extending processing, respectively. In this manner, the feature of the photogenic subject 1 is emphasized or de-emphasized through the deforming processing. In this case, when the two-dimensional positional information is converted
15 with different ratios in the two-dimensional directions, the degree of the deforming becomes high and so an animated image can be obtained.

In the deformation processing, it is possible to emphasize a particular portion of the image, or deform the image in other
20 shape such as a trapezoidal shape not being limited to the elongating in the transverse or longitudinal direction or the extension in the spherical shape.

In the tone resolution reducing processing as the third example of the image modification processing, the tone resolution
25 of the pickup image is reduced, so that an image as shown in

Fig. 8 is formed thereby to protect the portrait right of the image. In this respect, Fig. 8 is an explanatory diagram showing an image subjected to the tone resolution reducing processing and showing an example of binarized monochrome image. When the image is binarized in this manner, a chic (monotonous) image can be generated. In contrast to the modulated and showy impression image in both color and shape formed by the deforming processing, the image thus generated is a monotonous image of an original image which is same in the shape and image as the original image, whereby an image from which only contour such as eye, nose, mouth etc. can be recognized is obtained.

In the resolution reducing processing as the fourth example of the image modification processing, the resolution, that is, the positional resolution of the pickup image is reduced, whereby an image as shown in Fig. 9 is formed thereby to protect the portrait right of the image. In this respect, Fig. 9 is an explanatory diagram showing the image subjected to the resolution reducing processing. The image thus generated is a mosaic image, and the impression thereof changes depending on the degree of the resolution reducing processing. When the degree of the resolution reduction becomes large, portions equal to or less than 1cm of the displayed image, for example, can not be resolved or discriminated and so a curved portion such as a face of the photogenic subject is displayed as a shape near a quadrangle. In the case of converting the two-dimensional

positional information within the image in the deforming processing, when the positional resolutions in the transverse and longitudinal directions are reduced at a constant ratio, effects similar to that of the resolution reducing processing
5 can be obtained.

The image modification processings are not limited to the aforesaid examples, and various kinds of modifications may be raised. For example, a modified image may be generated by
10
10 in Fig. 10, a transverse blurring processing as shown in Fig. 11, a contour extracting processing as shown in Fig. 12 or an emboss processing as shown in Fig. 13 thereby to protect the portrait right of the image. The examples of the respective image modification processings including the aforesaid four
15
15 examples may be executed by a semiconductor processor such as an MPU by using one or the combination of the various kinds of known image processing techniques.

The modified image signal thus processed is transmitted from the communication unit 6 based on the selection by the image
20
20 signal selection unit 5. The image signal selection unit 5 receives a control signal based on the operational determination of the calling party, and is selectively operated in response to the control signal to further process the pickup image signal thereby to protect the portrait right or to transmit the pickup
25
25 image signal as it is. To be more concrete, when a calling party

the portrait right or the transmission of the image as being pickup. Thus, it is possible to speak while seeing a moving image and protecting the portrait right such as privacy of the calling party. Further, since an amount of data of the image signal to be transmitted can be reduced by the image modification processing, it is possible to transmit and receive the image at a low communication speed at the time of starting the communication, and change the communication speed to a high speed after confirming the partner sides to each other thereby to transmit and receive the image at the high communication speed, so that the image communication can be performed efficiently.

In the aforesaid explanation, although the calling party manually switches the image signal selection unit 5 by means of the operation unit, the video telephone according to the embodiment may be configured in a manner that a called party recognition unit is provided so that the image is changed automatically after confirming the authentication using a telephone number or a password. For example, in the case where a telephone number of a person on the partner side is registered in the dial memory of the video telephone, when a call is originated from the telephone number thus registered which is checked to be OK in sending the normal image, it may be set that the "authentication confirmation" is completed by recognizing the telephone number of a calling party thereby to switch to the normal image as being pickup or the image for the low-grade

protection from the image for the high-grade protection.

Alternatively, in the case where a telephone number of a person on the partner side is not registered in the dial memory but passwords of the calling and called parties are exchanged to each other in advance, when the password of the person on the partner side thus exchanged is transmitted, it may be set that the "authentication confirmation" is completed by recognizing this password. Alternatively, it may be set that the "authentication confirmation" is completed by recognizing both the telephone number of the person on the partner side and the password of the person on the partner side which was exchanged to each other in advance.

In mobile communication devices including portable telephones of various kinds of types such as PDC, PHS, IMT-2000 (W-CDMA etc.), the video telephone according to the invention is applicable to ones configured so as to be able to transmit and receive an image. Incidentally, in the aforesaid embodiment, although the explanation has been made that the output image signal is transmitted through the antenna in the form of radio communication, the present invention is not limited thereto. The present invention is also applicable to such a configuration that an image is transmitted and received in the form of wire communication using the communication network such as ISDN, PSTN. Further, the communication network to which the invention is applicable may be a WLL system (Wireless Local Loop

System) for coupling terminal devices of the video telephones with the base station connected to the switching equipment of a telephone exchange station through a wire communication means and performing transmission and reception of images, in addition
5 to the mobile communication network, the telephone network using ISDN or PSTN.

Industrial Applicability

As described above, according to the video telephone of
10 the invention, when performing a speech by applying the invention to telephones including mobile communication devices such as portable telephones, it is possible to speak while seeing a motion picture of a partner side and while protecting the portrait right of a calling party using the video telephone as the need arises.
15 Thus, the invention is advantageous in that the original function of the video telephone can be attained sufficiently.

Claims

1. A video telephone comprising:

image pickup means which pickups a photogenic subject and generates a pickup signal;

5 pickup signal processing means which processes the pickup signal and outputs a pickup image signal;

image modification processing means which subjects the pickup image signal to an image modification processing for protecting a portrait right;

10 image signal selection means which selects one of the pickup image signal from the pickup signal processing means and a modified image signal from the image modification processing means; and

15 communication means which transmits an output image signal from the image signal selection means.

2. A video telephone according to claim 1, wherein the image signal selection means selects and outputs the modified image signal from the image modification processing means at a time of starting communication, and thereafter selects and
20 outputs the pickup image signal from the pickup signal processing means in response to an operational instruction from a calling party.

3. A video telephone according to claim 1, wherein the image signal selection means selects and outputs the modified
25 image signal from the image modification processing means at

05780" EEE450

a time of starting communication, and thereafter selects and outputs the pickup image signal from the pickup signal processing means in response to confirmation of authentication of a partner side of a calling party.

5 4. A video telephone according to claim 1, wherein the image modification processing means performs a defocusing processing for placing an image based on the pickup image signal in a defocused state.

10 5. A video telephone according to claim 1, wherein the image modification processing means performs a deforming processing for converting two-dimensional positional information of pixels in the pickup image signal at an arbitrary ratio.

15 6. A video telephone according to claim 1, wherein the image modification processing means performs a resolution reducing processing for reducing a resolution of the pickup image signal.

20 7. A video telephone according to claim 1, wherein the image modification processing means performs a tone resolution reducing processing for reducing a tone resolution of the pickup image signal.

Abstract

A video telephone is provided which makes it possible to speak while seeing a motion picture of a partner side and while protecting the portrait right of a calling party using the video
5 telephone as the need arises.

At the time of communication, an image pickup unit (2) pickups a photogenic subject (1) such as a calling party and peripheral environment etc. A pickup signal processing unit (3) processes a pickup signal corresponding to an image of the
10 photogenic subject (1) pickup by the image pickup unit (2) to thereby generate a pickup image signal. A portrait right correspondence image processing unit (4) subjects the pickup image signal to an image modification processing such as a defocusing processing so as to protect the portrait right of
15 the calling party. An image signal selection unit (5) is selectively operated, in accordance with an operational instruction based on the determination of the calling party, to transmit a modified image signal subjected to the image modification processing or to transmit the pickup image signal
20 as it is. A communication unit (6) transmits the pickup image signal from the pickup signal processing unit (3) or the modified image signal from the portrait right correspondence image processing unit (4).

FIG. 1

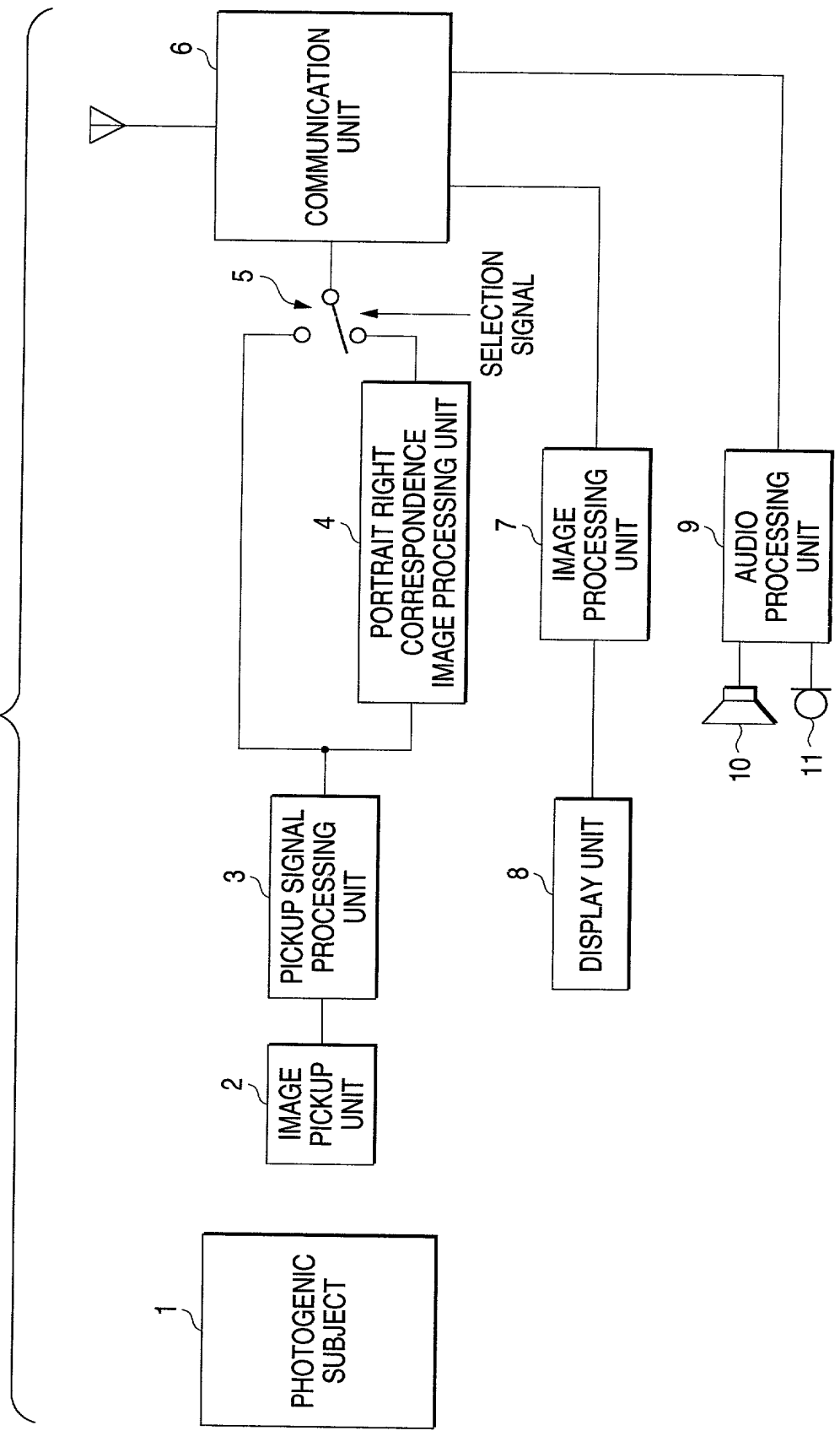


FIG. 2



FIG. 3





FIG. 4



FOEFO "EEETFO

FIG. 5




FIG. 6




FIG. 7



09/913383

FIG. 8



FIG. 9



FIG. 10



FOR "SECRET"


FIG. 11



FIG. 12



FIG. 13



0913383 FOR FBI

**DECLARATION AND POWER OF ATTORNEY
FOR UTILITY OR DESIGN PATENT APPLICATION**

Submitted with Initial Filing

Submitted after Initial Filing
(Surcharge (37 CFR 1.16(e)) required)

Attorney Docket No.: 33869

Application Number: _____

First Named Inventor: Hideo Harada

Filing Date: _____

Group Art Unit: _____

Examiner Name: _____

As a below named inventor, I hereby declare that:

My residence, post office address, and citizenship are as stated below next to my name.

I believe I am the original, first and sole inventor (if only one name is listed below) or an original, first and joint inventor (if plural names are listed below) of the subject matter which is claimed and for which a patent is sought on the invention entitled:

VIDEO TELEPHONE

the specification of which (check only one item below)

is attached hereto,

OR

was filed on November 8, 2000 as United States Application Number or PCT International Application Number PCT/JP00/07850 and was amended on _____ (if applicable).

I hereby state that I have reviewed and understand the contents of the above-identified specification, including the claims, as amended by any amendment specifically referred to above.

I acknowledge the duty to disclose information which is material to patentability as defined in 37 CFR 1.56.

10E130" EEEET650

As a named inventor, I hereby appoint each of the following as my attorneys with full power of substitution and revocation, to prosecute this application and to transact all business in the Patent and Trademark Office connected therewith:

Charles B. Gordon, Reg. No. 16923
Richard H. Dickinson, Jr., Reg. No. 18622
Thomas P. Schiller, Reg. No. 20677
David B. Deioma, Reg. No. 22841
Joseph J. Corso, Reg. No. 25845
Howard G. Shimola, Reg. No. 26232

Jeffrey J. Sopko, Reg. No. 27676
John P. Murtaugh, Reg. No. 34226
James M. Moore, Reg. No. 32923
David E. Spaw, Reg. No. 34732
Michael W. Garvey, Reg. No. 35878
Aaron A. Fishman, Reg. No. 44682

Address all correspondence to Customer Number 116.

Please direct all correspondence and inquiries to David E. Spaw at (216) 579-1700.

I hereby declare that all statements made herein of my own knowledge are true and that all statements made on information and belief are believed to be true; and further that these statements were made with the knowledge that willful false statements and the like so made are punishable by fine or imprisonment, or both, under 18 U.S.C. 1001 and that such willful false statements may jeopardize the validity of the application or any patent issued thereon.

(1) Inventor Name (sole or joint): Hideo HARADA

Signature: Hideo Harada

Date: August 1, 2001

Citizenship: Japan

Residence (City, State, Country): Hamamatsu-shi, Shizuoka, Japan JPX

Post Office Address: 20-22, Kamoe 1-chome, Hamamatsu-shi,
Shizuoka 432-8023 Japan

(2) Inventor Name (joint): Tomio EMA

Signature: Tomio Ema

Date: August 1, 2001

Citizenship: Japan

Residence (City, State, Country): Yokohama-shi, Kanagawa, Japan JPX

Post Office Address: 13-16-102, Tsunashimahigashi 2-chome,
Kohoku-ku, Yokohama-shi, Kanagawa
223-0052 Japan